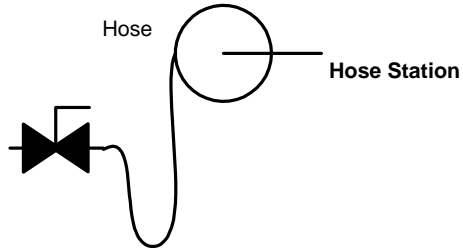
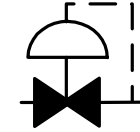


**Emech Temperature Controller
F3 Mixer Valve
G1 24 Vdc Electric Actuator**



Hose Station



**Regulating or
Sustaining Valve**



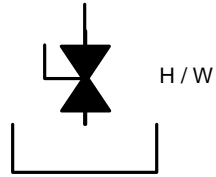
**Emech Remote
Temperature Selector
Switch**



Pipe Crossing



Pump



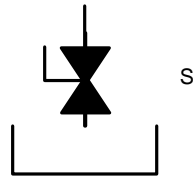
**Hand-wash
Station**



Flow Meter



Manual Valve



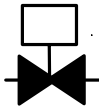
Steriliser Station



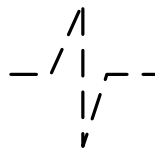
Flow Switch



Control Valve



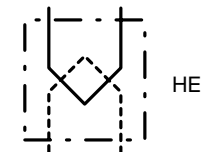
Isolation Valve



**Part of Circuit NOT
SHOWN**



Swing Check Valve



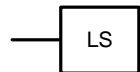
Heat Exchanger



Check Valve



Mains Water Supply



Level Switch



Line End